

Beanie Baby
Reading Strategies
Parent Bookmarks

Amanda Hagaman 2013

I Learned a New
Reading Strategy Today!

Chunky Monkey



-The Chunky Monkey strategy reminds me to look for chunks of letters and sounds in words that I already know.


-Chunking helps me read words faster, because I can blend chunks of sounds together instead of having to blend each individual sound.

-For example, If I come to a word like "flat", remind me that I already know what sound the "at" chunk makes, and that I can blend "fl-at" together more quickly than "f-l-a-t".

Remind me to look for chunks that I know when I get stuck on a word!

I Learned a New
Reading Strategy Today!

Stretchy Snake



-The Stretchy Snake strategy reminds me to stretch a word out *slowly* and put the sounds together.

-Vowel sounds are especially easy to stretch out. For example, if I am stuck on a word like "cat", help me read it like this: "caaaaa-t". First Grade readers try not to read words one sound at a time /c/-/a/-/t/.

-Ask me to show you how to stretch out a word!

Remind me to stretch out sounds slowly when I get stuck on a word!

I Learned a New
Reading Strategy Today!

Skippy Frog




-The Skippy Frog strategy reminds me to skip over a word I don't know. I can read to the end of the sentence and then hop back!

-Sometimes I can figure out a tricky word by using sentence clues. For example, I could skip over a word in the sentence "The ____ has a long neck". I know giraffes have long necks and I'm reading a book about zoo animals so ... I can make a good guess the tricky word is giraffe!

Remind me to skip over tricky words and read to the end of the sentence.

I Learned a New
Reading Strategy Today!

Lips the Fish



-Lips the Fish reminds me to get my lips ready to make the beginning sound when I come to a tricky word.

-Sometimes when I come to a word I don't know, I don't know how to get started. When this happens, remind me to get my lips and mouth ready.

-Our mouths form different shapes to make different sounds. For example, if I was going to make /l/ sound, my mouth would be open and my tongue would be touching the top of my mouth.

Remind me to get my lips ready to make the beginning sound!

I Learned a New Reading Strategy Today!

Eagle Eye



-The Eagle Eye strategy reminds me to look at the pictures when I get stuck on a word.


-Many children's books include picture clues to help us decode more difficult words.

-For example, most beginning readers would not be expected to read a word like "elephant", so a picture of an elephant is likely to be on the page. Remind me to look at the pictures!

Remind me to use the pictures when I get stuck on a word!

I Learned a New Reading Strategy Today!

Flippy Dolphin



-Flippy the Dolphin reminds me to flip the vowel sound if the word doesn't sound right.


-Usually, if you are trying one vowel sound and the word doesn't sound right, it is most likely the other sound. If long a isn't working, I can try the short a sound.

- For example, think about a word like "kind". If I sound that out, I might use the short i sound, but it sounds wrong! Remind me to flip the vowel, and then the word will sound right!

Remind me to try flipping the vowel sound if a word doesn't sound right!

I Learned a New
Reading Strategy Today!

Tryin' Lion



-The Tryin' Lion strategy reminds me to keep trying and not to give up!

-When I am stuck on a word, there are many things I can try. Remind me to re-read the sentence and try a word that makes sense!

Remind me to keep trying and not give up when I get stuck on a word!

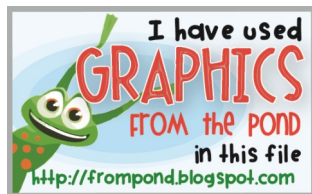
THANK YOU!

Thank you so much for choosing to download this product. If you were for any reason dissatisfied, or have suggestions for improvement, please don't hesitate to email me (arkirker@gmail.com) I want you to be happy!! If you did enjoy the materials in this pack, I would love to hear from you. Please leave your feedback and earn your TpT credits! Thanks again and Happy Teaching! -Amanda

It would be an honor for you to stop by my blog!

[Let's Get Fancy in First](#)

I PROUDLY USED THESE ARTISTS IN MY PRODUCT!



MyCuteGraphics

Jessica Weible illustrations

